



ISA NEWSLETTER N°14, December 2022

International Sunflower Association

Contents

Editorial	2
Activity and News of the association	3
20th International Sunflower Conference, Novi Sad, Serbia.....	3
Prof. Dr. Stevan Masirevic.....	3
ISA General Assembly	4
Students' reports on ISA conference.....	4
YouTube channel.....	7
ISA has a new beneficent member: Argensun	7
Value chains and regional news.....	7
Sunflower production: under pressure of climate and war in Ukraine.....	8
FAO vegetable oil price index: come back to high but more reasonable levels	10
Project: CROPINNO, Sunflower as a model crop in a new Horizon Europe project to develop Innovation capacity for climate resilient crop improvement.....	11
Scientific news.....	11
Bioengineering to increase the yield of vegetable oil from plants.....	11
Publications	11
GENETICS AND BREEDING.....	11

PATHOLOGY / CROP PROTECTION	13
AGRONOMY	14
PHYSIOLOGY	17
PROCESS AND PRODUCTS	18
ECONOMY AND MARKETS	20
MISCELLANEOUS	20
Coming international and national events.....	21

Editorial

The year 2022 revealed a world in a multi-dimensional crisis situation, with climate and environmental, health, political, economic, and social crises.

The effects of climate change are becoming increasingly apparent, and since last October, the year 2022 could be classified as one of the four hottest years in the industrial era, with its share of extreme events including devastating floods, intense droughts and fires, generating economic losses in the tens of billions of dollars. Biodiversity loss also continues. Yet awareness is now real, and the world is beginning to work on solutions to preserve a liveable planet.

In terms of health, the world is learning to live with covid 19. This pandemic has caused between 3 and 8 million deaths so far, according to the UN, far beyond the official figures. Its destabilising effect continues, with economic, social, and political consequences. Yet scientific progress has made it possible to provide effective vaccines on an industrial scale in record time.

On the political side, who would have thought that a particularly violent war would return to Europe itself, and that the world would once again be divided into opposing blocs? With no way out after 10 months of intense conflict. However, escalation has so far been avoided. On the climate front, there are signs of greater international solidarity as well as a new regulatory will from certain states.

On the economic side, the supply and demand shocks, linked to the three previous crises, have led to a return of inflation in already fragile economies, with immediate social consequences. Food is experiencing high inflation both through the direct effect of the war on agricultural markets and through the indirect effect of increased production costs (energy, fertilisers, etc.). Some economists predict that inflation will peak in mid-2023, and some agricultural commodities, including oils, have already begun to fall to less speculative levels, which seem to reflect some readjustments.

In this particularly disrupted context, the sunflower world is also adapting. Despite the loss of harvested areas in Ukraine, the world's leading producer, and the intense droughts in a large

part of the production areas, with significant yield reductions, global production is expected to remain at nearly 52.8 million tonnes (source: Oil World Dec16, 2022), i.e., slightly above the 2016/17-2020/21 average (51.3MT).

Concerning ISA, in spite of the political and health uncertainties that limited the number of participants from several countries, despite their willingness, the International Sunflower Conference was finally able to be held in Novi-Sad in June with great success, and once again, showed the strength of the research and innovation community around this crop.

The world has entered transitions that can only accelerate and that pose as many challenges as they offer opportunities for sunflower and its innovation system, starting with a certain sobriety, for which sunflower presents remarkable qualities. Both the oil and protein produced by sunflowers, and perhaps the cellulose in their stems, will be valuable commodities in tomorrow's world. Sunflower R&D still has a lot of work to do to meet today's challenges with both lucidity and optimism.

Merry Christmas.

Etienne Pilorgé, ISA Secretary

Activity and News of the association

20th International Sunflower Conference, Novi Sad, Serbia

The proceedings of the ISC2022 in Novi Sad/Serbia are now available for ISA members in the "Publications" menu in "Conference proceedings". You will find there the recordings of the presentations, as well as the presentations sent by the authors who agreed on sharing their work.

Regarding the posters, the authors, who agree on sharing their poster on the ISA site, can still send their pdf file to the ISA secretariat.

Some pictures of the conference are available for all in the files "Meetings" and "Pustovoit award" in the "Photo library".

Prof. Dr. Stevan Masirevic



Prof. Dr. Stevan Maširević (1952 – 2022)

ISA NEWSLETTER No.14, December 2022



We are deeply saddened to inform you that Prof. Dr. Stevan Maširević, long-time member of the ISA board and recent winner of the Pustovoit award, passed away after a short illness on September 24th, 2022, at the age of 71.

Prof. Masirevic was a phyto-pathologist who has, during his 43 year-career, worked both as a scientist and a professor. His research on sunflower encompasses studies on sunflower pathogens (rust, downy mildew, Phoma and Sclerotinia), broomrape. He was involved in breeding of hybrids resistant to dominant diseases, herbicide resistance, research improvement of oil and protein content, introduction of good agricultural practice, and seed treatments. His leadership roles within Serbia, FAO, and ISA have contributed to the advancement of sunflower technology and production in Serbia and around the world.

His most significant contribution is in the discovery and the first description in the world of the previously unknown phenomenon - Phomopsis stem canker of sunflower (*Phomopsis* spp.). As a sign of appreciation for this finding, a group of scientists from Australia have paid homage to Stevan Maširević by naming one fungus from this genus *Phomopsis masirevici* and *Diaporthe masirevici*.

He was a professor at undergraduate, master's and doctoral studies at the Faculty of Agriculture in Novi Sad, mentor of many bachelor's and master's theses and a large number of doctoral dissertations, manager, and participant of domestic and foreign scientific projects. He has authored or co-authored over 300 scientific publications during his career and has been involved with 20 book chapters, including the Sunflower Disease chapter in the 1997 monograph "Sunflower Science and Technology" as well as the Compendium of Sunflower Diseases (2016). Professor Stevan Maširević was the co-author of three sunflower hybrids registered in the European Union.

In addition to his experience and contributions in research, he has been continuously involved in ten different advisory councils and committees and was the Assistant of the Federal Minister of Agriculture of Serbia for six years and has been the Serbian representative on the ISA board for eight years. While working with the Institute of Field & Vegetable Crops, Novi Sad, he spent considerable time in Pakistan and India, assisting the Institute's effort to introduce sunflower hybrids into those countries.

For his outstanding contribution to research and improvement of sunflower cultivation in the world, at the 20th International Sunflower Conference in 2022 in Novi Sad, he was awarded by the ISA with the Academician Pustovoit Award.

ISA General Assembly

As announced in the previous issue of this newsletter, the General Assembly held in Novi Sad, Serbia, at the time of the Sunflower Conference, did not reach the necessary quorum for effective decisions. Another General Assembly session had to be scheduled on September 16th, with the same agenda, online and without legal mandatory quorum. This session was successful with 66 members present or represented, who voted the resolutions, appointed the new Executive Board team, and validated the evolutions of the Articles of Association of ISA.

The report of the General Assembly is available for ISA members on the ISA website (under your login, go to "Publications/General Assemblies reports.")

Students' reports on ISA conference

The ISA supported 5 five students from different countries to attend the ISC in Novi Sad. We asked them to share with us this experience. Here are their reports.

Phrasia Mapfumo's story (South Africa)

I am a third year PhD student in Plant Science at the University of Pretoria, South Africa. My primary investigator is Dr Creux NM. Our study aims to investigate how planting date and environments influence sunflower development, yield and *Sclerotinia* head rot progression. This is our second cropping season, that means we are still in the process of data collection. During our first cropping season (2020/21), we had five plantings. We have two study sites, Innovation Africa @ University of Africa (IA @UP) and Agricultural Research Council, Potchefstroom, South Africa. We planted a single hybrid that is widely used by commercial farmers. Our trial is rainfed, with a control treatment at IA @UP, which is irrigated.

Phenotyping was done from week four after planting to week 13, weekly. Sampling for above ground biomass was done from day 54 after planting until harvesting. To investigate how planting date and environments influence sunflower pollination, stigma receptivity, pollen viability and pollen counts were taken. To investigate how planting date and environments influence sunflower yield components and yield, we assessed seed yield/plant, grain filling %, head diameter, number of filled seeds and unfilled seeds among other components. During the 2020/21 cropping season we observed *Sclerotinia* head rot on our November planting, which enabled us to do an artificial inoculation trial. *Sclerotinia* head rot is a significant fungal disease in South Africa, which causes a significant reduction in sunflower yield.

For the International Sunflower Conference 2022, my presentation focused on how planting date and environments influence sunflower development, yield and *Sclerotinia* head rot progression using one season data. The results are interesting and tell a wonderful story, refer to poster 10.1. The last part of our study will be to modify a prediction model with a disease factor and try to predict the factors that influence optimal planting date for the two study sites. During the ISA hosted Sunflower-pollinator interactions webinar in 2021, the conference was announced. Dr Creux encouraged us to work hard and have work to present. She played a crucial role for me to attend. Together Dr Creux and ISA funded my attendance, stay and travel to and from Serbia. I had an opportunity to interact with my celebrities in science, Dr Langlade, and Dr Debaeke, seeing them and chatting with them was amazing. I had an opportunity to interact with a lot of experts in research. Every moment I spent at the conference and Novi Sad is a treasure to me. The food, tours and dinner were awesome. My fellow students were warm and welcoming. I will never forget the times we interacted. Thank you, Laetitia, and all board members, for funding my stay in Serbia. Thank you, Dr Creux, for funding my travel and other costs in Serbia.

Jelena Jockovic's story (Serbia)

I am a last-year PhD student at Faculty of Science, Department of Biology and Ecology, Laboratory for Anatomy and Morphology, Novi Sad, Serbia. My research is focused on applied anatomy in breeding programs of cultivated sunflower. Namely, my PhD deals with the morphological, micro-morphological and anatomical characterization of vegetative and reproductive organs of 23 wild *Helianthus* species. Until now, examinations of wild sunflower species, from the aspect of breeding, were mainly performed at the genetical and morphological level, while anatomical and micromorphological analyses of vegetative organs and parts of the reproductive region were insufficiently examined. For this purpose, a more detailed histological analysis of individual plant organs is of significant importance, with special emphasis on the characteristics of the cortical, mechanical, and vascular tissue. By comparing the obtained results, we can get an insight into the structural-functional connection and report adequate conclusions that can be applied in the selection program.

Attending on International Sunflower Conference 2022 allowed me to meet important people in the field of sunflower research, and I had the opportunity to exchange the ideas, results, and contacts.

Finally, I would like to sincerely thank the ISC2022 Organizing Committee for providing me opportunity to attend this conference and present part of our study.

Kevein Ruas de Oliveira's story (Brazil)

I am entering my fourth and last year as a PhD student at the Hungarian University of Agriculture and Life Sciences (MATE) – Department of Integrated Plant Protection, Godollo, Hungary. I started my PhD in Brazil at the São Paulo State University (UNESP) – Faculty of Agricultural and Veterinary Sciences, Jaboticabal, Brazil. When I moved to Hungary in September 2019, I decided that I would try to do my PhD in a Cotutelle. Since then, both of my supervisors, Dr. Katalin Körösi (MATE) and Dr. Priscila Lupino Gratão (UNESP) have been in touch, and we are working together on my PhD research and dissertation. We expect that this partnership will highly contribute to my work since both research groups are prepared to develop different analyses regarding the oxidative stress and antioxidant responses of plants.

I completed my BSc in Agricultural Engineering in Brazil, at the State University of Santa Cruz (UESC), with an Exchange Program at Curtin University, Perth, Australia. My MSc degree in Agronomy (Crop Production) was also obtained in Brazil, at UNESP, where I worked on the antioxidant responses of plants submitted to abiotic stresses. Currently, my research is now focused on the antioxidant responses

of plants to both abiotic and biotic stresses: antioxidant enzymes, the non-enzymatic antioxidant system, and the oxidative metabolism.

For my PhD research I am working on the antioxidant responses of sunflower seedlings against two major diseases and important pathosystems, *Plasmopara halstedii* (downy mildew) and *Sclerotinia sclerotiorum* (white rot). Both the chosen crop and the pathogens in question are of economic importance to Hungary and Brazil. Thy research can provide a better understanding of plant defence mechanisms that can lead to better management practices when controlling diseases in the field, as well as the development of new resistant sunflower cultivars.

When I found out about the 20th International Sunflower Conference, I thought it would be an amazing opportunity for me to attend this event, since the various thematic sessions which were held at the conference were of much importance for my PhD research. Besides that, I believe that attending this conference gave me the chance to meet prominent scientists in sunflower research. Overall, the experience of attending the 20th ISC was extremely exciting and valuable for both my professional and personal development. Finally, I would like to thank ISA (all board members) for the conference grant provided to me and that made it possible for me to attend this amazing event.

Rim Gubaev's story (Russia)

I am a fourth-year PhD Student at the Skolkovo Institute of Science, Moscow, Russia. I do my research in applied sunflower genetics. Namely, my study is related to the associated mapping of the agronomically important traits in sunflowers. I analyse high-throughput sequencing and phenotype data to scan for genetic markers for oil quality, fertility restoration and seed-related traits. Additionally, as our research group works in the applied field, we established a start-up called "OilGene" to develop marker-assisted selection solutions for sunflower breeders in Russia and worldwide.

I planned to go to the Sunflower conference two years ago (in the first half of my PhD program) as our university is quite new (less than 10 years) and thus our omics and data analysis group sought new collaborations and connections. Unfortunately, this conference has been postponed twice and I am very glad that I finally got a chance to connect to the people whom we read and cite. It is a great pleasure, to communicate with the high professionals to discuss top-level sunflower-related research.

As I am a last-year PhD student one of the aims was to find international members for the PhD defence committee. And thanks to the organizing committee and to Dr. Yakov Demurin I found potential candidates who agreed to participate, and I am very grateful to them. I am also grateful to the organizers for providing me with the oral talk as it was a great honour for me to talk about my research. As a result, I got very nice feedback from my colleagues and constructive and valuable critiques on how to improve the research and talk in general! This is quite important for young scientists.

The overall impression of the conference is excellent! Besides the professional and scientific part, the entertainment activities were well organized. Here I would like to highlight a wonderful city tour which was finished with wine at the beautiful fortress of Novi Sad! The gala dinner was also excellent, fun, and tasty, and was a pleasant place to communicate in an informal setting! Also, I was quite impressed with the field day as it was the first time, I visited such an event, and I must say that for bioinformatician lab mice like me it is quite important to go to the field and see how beautiful the object of study is! Especially if it is served with great Balkan food and music!

And finally, I would like to sincerely thank ISC2022 Organizing Committee for providing me with the travel grant as otherwise, this would not have been possible due to the conflict which my country is involved in. In conclusion, I was very happy to visit the ISC2022 in Novi Sad and met a very friendly and supportive sunflower community. This was a fruitful and enjoying event!

Hüdaverdi Gurkan's story (Turkey)

I was a student when this conference was announced in 2019 and I finished my Ph.D. and now I am an early carrier scientist. My research is about the impacts of climate change on sunflower production. We used 2 years of field experimental data in Konya - Turkey conditions as material. We used the FAO Aquacrop crop simulation model and DSSAT Cropgro Sunflower model to the assessment of climate change for future periods. Results showed us that sunflower production which is mainly applied under rainfed conditions will be adversely affected by climate change. Contrastly it could be possible to adapt

to climate change and could be possible higher yield under irrigated conditions. This conference is the best stage to introduce my research to the sunflower committee. I would like to thank ISC2022 Organizing Committee for the grant opportunity to attend this conference.

I had the opportunity to make both a poster and a short oral presentation at the conference. The experience of explaining the study as a short presentation in 3 minutes was the first time for me and it was a very good experience. I would also like to thank the whole committee for being deemed worthy of the best poster award. I am very honoured to receive this award as a young researcher and this award has increased my energy and willingness for my future studies.

Also, I could be able to meet with scientists and colleagues who have an interest in my research subjects thanks to the grant opportunity. Besides, this conference provided me with possibilities for future collaborations. I added several new contacts.

The technical and social activities were very well organized. The city tour was a great opportunity to see the beautiful Novi Sad. I've definitely already started giving advice to my friends to visit Novi Sad. I hope to see you all again in China in 2024.

YouTube channel

A YouTube Channel was created for ISA, by our website manager Laetitia, to host videos from the ISA events.

For free events (like the 1st Sunflower-Pollinator interactions Web conference), the videos are available, for ISA members, in the Publications section of the website: <https://www.isasunflower.org/publications/seminars-and-symposia>

For non-ISA members, the videos can be found on the ISA YouTube Channel that has just been created: https://www.youtube.com/channel/UCWBTS9FBzA4wtUb1_H6xLUg/playlists

For events submitted to registration fees (like Sunflower Conference), the videos are available for members only.

ISA has a new beneficent member: Argensun



Argensun is the largest confection sunflower company of Argentina, as well as a relevant player in the worldwide business for more than 30 years. The company is involved in all the activities in the value chain, such as genetic breeding, field production, processing, manufacturing, exporting, and roasting. Moreover, Argensun is also the major company selling confection sunflower hybrid seeds, exporting raw material, and selling roasted product at the retail level in Argentina.

Furthermore, in line with its mission of becoming "the bridge that links the world of agricultural raw materials with the world of food supplies", Argensun is also a supplier of multiple agricultural specialties, including tenderized prunes, popcorn, and chia, among other.

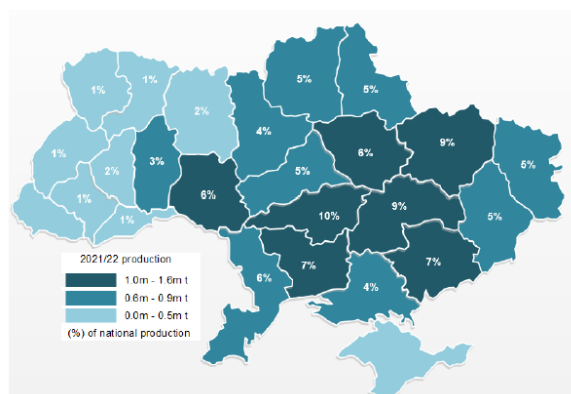
Value chains and regional news

Sunflower production: under pressure of climate and war in Ukraine

According to information published by the International Grains Council (IGC), the 2022/23 sunflower crop would reach around 52.1 million tonnes of sunflower seed, 7.9% short of the previous year's volume.

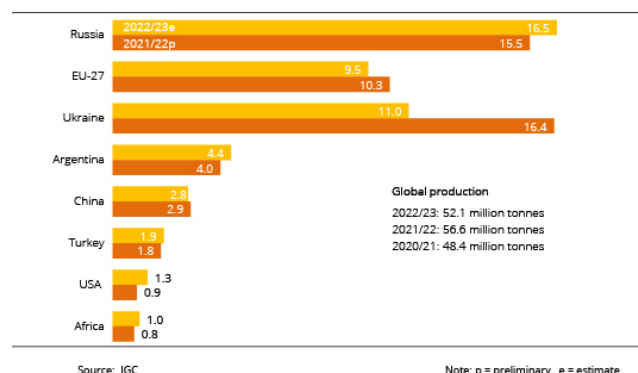
The Ukrainian sunflower production is directly affected by the war, since in 2021 more than 25% of the production acreage is in the Southern part of the country, notably in the provinces of Kharkiv, Luhansk, Donetsk, Zaporizh, and Kherson. Furthermore, regarding trade, two of the major grain export ports, Mariupol and Berdyansk, fell under control of Russia, and the 5 remaining ones can be easily blockaded.

Sunflowerseed: Regional production (2021/22)



Source IGC

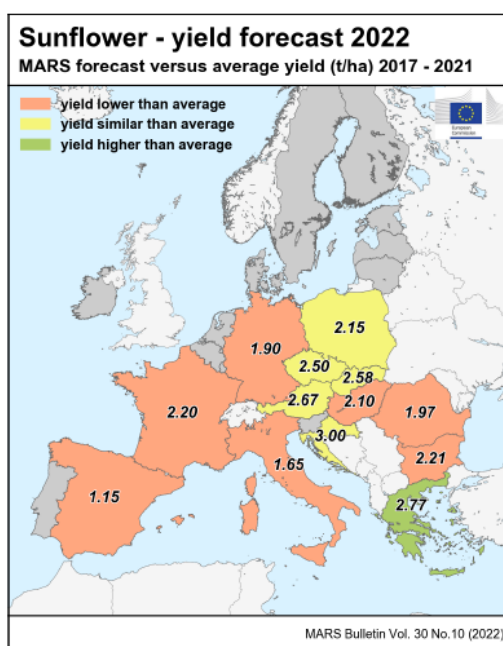
Production of sunflowerseed by country in million tonnes



Source UFOP

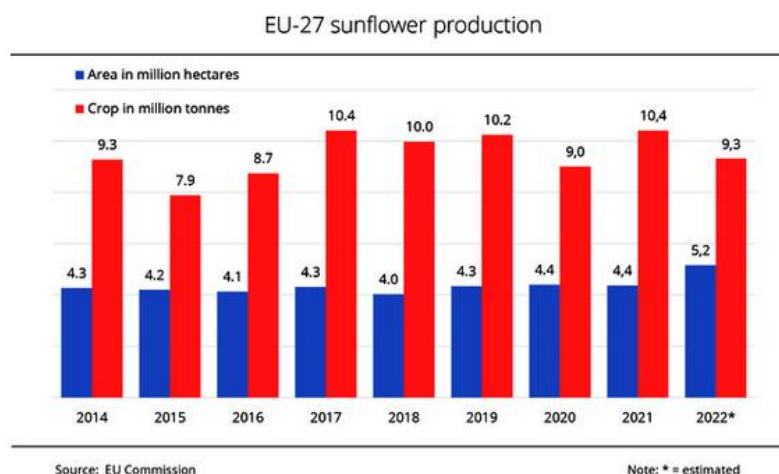
The UFOP “chart of the week 43/2022” reports the forecasts on the evolution of sunflower production comparing 2022/23 to 2021/22, clearly showing a drop of the production in Ukraine from 16,4 Mt to 11 Mt due to the continuing war and decline in sunflower area. “Just less than half the Ukrainian area was reportedly harvested by 14 October 2022. However, rain has recently delayed harvest operations and exacerbated concerns about a considerable drop in quality.” (Read more at https://www.ufop.de/english/news/chart-week/#kw43_2022).

Country	Sunflower (t/ha)				
	Avg 5yrs	2021	MARS 2022 forecasts	%22/5yrs	%22/21
EU	234	238	1.97	-16	-17
AT	271	3.01	2.67	-1	-11
BE	—	—	—	—	—
BG	231	238	2.21	-4	-7
CY	—	—	—	—	—
CZ	254	290	2.50	-2	-14
DE	220	260	1.90	-14	-27
DK	—	—	—	—	—
EE	—	—	—	—	—
EL	265	253	2.77	+5	+10
ES	124	122	1.15	-7	-6
FI	—	—	—	—	—
FR	239	274	2.20	-8	-20
HR	3.05	3.04	3.00	-2	-1
HU	287	270	2.10	-27	-22
IE	—	—	—	—	—
IT	240	240	1.65	-32	-31
LT	—	—	—	—	—
LU	—	—	—	—	—
LV	—	—	—	—	—
MT	—	—	—	—	—
NL	—	—	—	—	—
PL	213	238	2.15	+1	-10
PT	—	—	—	—	—
RO	261	254	1.97	-25	-22
SE	—	—	—	—	—
SI	—	—	—	—	—
SK	265	266	2.58	-3	-3



Source: JRC MARS Bulletin October 2022 (Baruth, B. et al, doi: <https://doi.org/10.2760/23690>)

In Europe, yields for summer crops were substantially reduced due to continued hot and/or dry weather conditions in large parts of Europe. At EU level, the yield forecasts for grain maize, sunflowers and soybeans were most markedly reduced (by 8 to 9%), well below the 5-year average. The final figures (JRC Mars bulletin October) estimate a 16% decrease compared to 5 years average of sunflower yields.

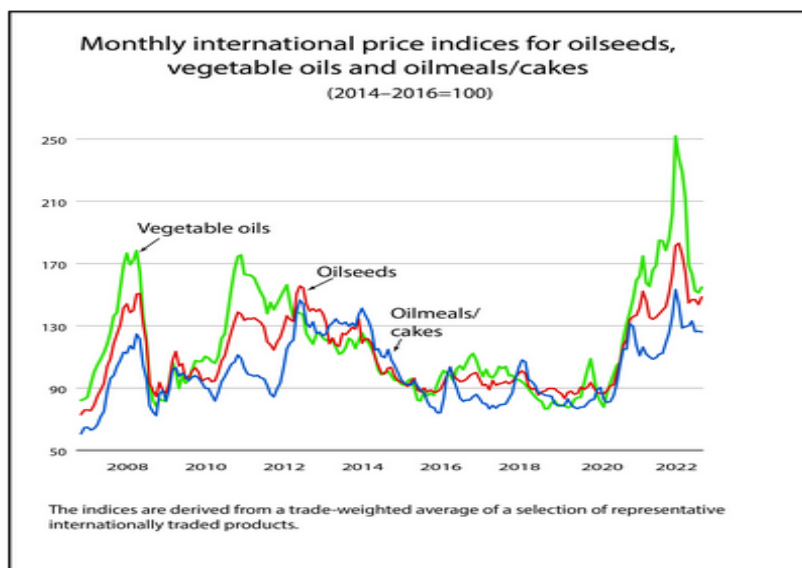


Source EU Commission by UFOP

Due to the increase in acreage in 2022, the production drop is less (see Ufop chart of the week 49/2022): “According to the latest EU Commission’s estimate, 9.3 million tonnes of sunflower seeds were harvested in the European Union in 2022.(...) The area planted was expanded around 18 percent to a new record of 5.1 million hectares, but at 1.95 t/ha, yields fell nearly 18 % short of those reached in 2021.”

According to the USDA report on oilseeds world markets and trade of December 2022, the production would progress in Argentina, with 4,2Mt (+3,7% compared to 2021/22 and +22% / 2020/21) and in Turkey, with 1,9Mt (+8,5% compared to 2021/22, +21,7%/2020/21).

FAO vegetable oil price index: come back to high but more reasonable levels

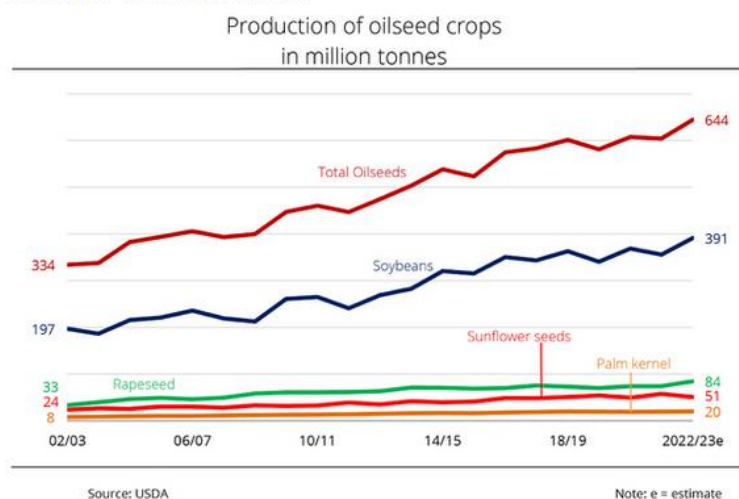


According to the FAO, “in November, the FAO price index* for oilseeds continued to fluctuate within the range observed in recent months, up 4.8 points (3.3 percent) from the previous month, while the oilmeal price index fell marginally (0.5 points or 0.4 percent). Meanwhile, the vegetable oil price index increased by 3.4 points (2.3 percent), after declining for seven consecutive months. “

According to current USDA estimates, global output of oilseeds in the crop year 2022/23 is set to hit a peak of around 644.4 million tonnes, which would be up around 7 per cent year-on-year.

Chart of the week (50 2022)

Record year of oilseed production



Source: Ufop

Oil seed markets are currently influenced by the still fragile macroeconomic situation. On the one hand, oil prices have come to test the \$70/barrel zone on WTI in New York, which is the lowest since October

2021. The easing of anti-covid measures in China nevertheless allowed oil to rebound, returning above \$75/bl.

Project: CROPINNO, Sunflower as a model crop in a new Horizon Europe project to develop Innovation capacity for climate resilient crop improvement

Agriculture is one of the “victims” of climate change and one of the most severely affected sectors. It has become evident that as the climate changes, crop production strategies must change as well, including primarily adaptations through breeding and crop management. In the future, it is expected that integrative approaches that combine -omics technologies by using bioinformatic tools will facilitate the identification of target genes and markers for complex traits and facilitate crop adaptation to the changing environment. Within its activities, Twinning project CROPINNO will implement at and validate different phenotyping and multi-omics tools in breeding for improved stress resilience. Sunflower is chosen as a model crop for validation of different tools and approaches since it is considered as potential model crop for adaptation to a changing environment. Activities within CROPINNO are aimed at: i) pre-screening sunflower genotypes from IFVCNS collection using for biotic and abiotic stress resilience using different phenotyping methods; ii) study of effects of drought on sunflower plants at chromatin and transcriptional level; iii) performing whole genome SNP analysis in order to develop SNP-based markers for drought stress resilience; iv) performing integrated data analysis and comparative bioinformatics for drought responses in order to unveil possible direct correlations between stress-induced genes transcriptional variation and histone modification levels and design of networks of candidate genes for sunflower drought tolerance. Models, tools and know-how developed on sunflower will be transferred and implemented in the breeding programs of other main field crops at IFVCNS and Western Balkans region. CROPINNO is funded by HORIZON EUROPE and coordinated by IFVCNS. See information on [Horizon Europe](#)

Scientific news

Bioengineering to increase the yield of vegetable oil from plants

In November 2022, the ScienceDaily website reported results (University of Singapore) showing, in the laboratory, the possibility of increasing the yield of oil production by a plant. This method is patent pending. Scientists have successfully bioengineered an important protein in plants to increase the yield of oil from their fruits and seeds -- a holy grail for the global agri-food industry. Their patent-pending method can increase oil content in seeds by 15 to 18 per cent, which is a significant improvement since major oil-producing crops such as soybean, sunflower, rapeseed, and peanut, already have a high percentage of oil in their seeds. This innovation can help the world in its quest for sustainability, helping to reduce the amount of arable land needed for oil-yielding crops while increasing the yield to meet the world's growing demand for vegetable oil.

Read more at <https://www.sciencedaily.com/releases/2022/11/221109124301.htm> and original article at <https://doi.org/10.1126/sciadv.abq1211>

Publications

GENETICS AND BREEDING

Goebel, A. M., Kane, N. C., Doak, D. F., Rieseberg, L. H., & Ostevik, K. L. (2022). Adaptation to distinct habitats is maintained by contrasting selection at different life stages in sunflower ecotypes. *Molecular Ecology*. <https://doi.org/10.1111/mec.16785>

ISA NEWSLETTER No.14, December 2022



Cvejić, S., Jocić, S., Mitrović, B., Bekavac, G., Miroslavljević, M., Jeromela, A.M., Zorić, M., Radanović, A., Kondić-Špika, A. and Miladinović, D. (2022). Innovative Approaches in the **Breeding of Climate-Resilient Crops**. In Climate Change and Agriculture, N. Benkeblia (Ed.). <https://doi.org/10.1002/9781119789789.ch6>

Kondić-Špika A., Mikić S., Miroslavljević M, Trkulja D., Marjanović Jeromela A., Rajković D., Radanović A., Cvejić S., Glogovac S., Dodig D., Božinović S., Šatović Z., Lazarević B., Šimić D., Novoselović D., Vass I., Pauk J., Miladinović D., Crop breeding for a changing climate in the Pannonian region: towards integration of modern **phenotyping tools**, Journal of Experimental Botany, Volume 73, Issue 15, 3 September 2022, Pages 5089–5110, <https://doi.org/10.1093/jxb/erac181>

Liu, J., & Shan, J. (2022). QTL mapping and **genetic map** for the **ornamental sunflower** in China. <https://doi.org/10.21203/rs.3.rs-2090685/v1>

Ma, G.; Song, Q.; Li, X.; Qi, L. Genetic Insight into **Disease Resistance Gene Clusters** by Using Sequencing-Based Fine Mapping in Sunflower (*Helianthus annuus* L.). Int. J. Mol. Sci. 2022, 23, 9516. <https://doi.org/10.3390/ijms23179516>

Karabitsina, Y. I., Alpatieva, N. V., Kusnetsova, E. B., Gavrilova, V. A., Titov, N. V., Radchenko, E. E., & Anisimova, I. N. (2022). Polymorphism of microsatellite markers linked with **Rf1 and PI5/PI8 loci** in sunflower *Helianthus annuus* L. <https://agris.fao.org/agris-search/search.do?recordID=R22022300009>

William, U., Xiwen, C., Xuehui, L., & Lili, Q. (2022). A quantitative genetic study of **Sclerotinia head rot resistance** introgressed from the wild perennial *Helianthus maximiliani* into cultivated sunflower (*Helianthus annuus* L.). <https://doi.org/10.3390/ijms23147727>

Dudhe, M.Y., Mulpuri, S. In silico genome-wide discovery and characterization of SSRs and SNPs in **powdery mildew disease resistant** and susceptible cultivated and wild *Helianthus* species. Vegetos (2022). <https://doi.org/10.1007/s42535-022-00418-y>

Zaib, P., Shaheen, T., & Hamyat, M. (2022). COMPARATIVE GENOMICS AND EXPRESSION ANALYSIS OF **KCS GENES UNDER DROUGHT STRESS** IN SUNFLOWER (*Helianthus annuus* L.). JAPS: Journal of Animal & Plant Sciences, 32(5). <https://doi.org/10.36899/JAPS.2022.5.0545>

Huang, Q., Lei, Z., Xiang, L., Zhang, W., Zhang, L., & Gao, Y. (2022). Transcriptomic Analysis of Sunflower (*Helianthus annuus*) Roots **Resistance to Orobanche cumana** at the Seedling Stage. Horticulturae, 8(8), 701. <https://doi.org/10.3390/horticulturae8080701>

Manjula, C. P., Nehru, S. D., Uma, M. S., & Farooq, M. S. (2022). Characterization of **High Oleic Gene Pool** and Validation of the Identified Genomic Regions Controlling Oleic Acid Content in Sunflower (*Helianthus annuus* L.). International Journal of Plant & Soil Science, 82-88. <https://doi.org/10.9734/ijpss/2022/v34i2331564>

Gubaev, R., Boldyrev, S., Martynova, E., Chernova, A., Kovalenko, T., Chebanova, Y., ... & Demurin, Y. (2022). QTL mapping of **oleic acid content** in modern VNIIMK sunflower (*Helianthus annuus* L.) lines by using GBS-based SNP map. <https://doi.org/10.21203/rs.3.rs-2069954/v1>

Meena, H.P., Sujatha, M., Reddy, A.V. (2022). Advances in **Male Sterility Systems** and Hybrid Breeding in Sunflower. In: Bohra, A., Parihar, A.K., Naik SJ, S., Chandra, A. (eds) Plant Male Sterility Systems for Accelerating Crop Improvement. Springer, Singapore. https://doi.org/10.1007/978-981-19-3808-5_6

Aghdam, M. Z. (2022). Investigation of Cytogenetic and Karyological Characteristics of Sunflower. <http://www.hillpublisher.com/UpFile/202209/20220913182952.pdf>

Siahbidi, A. Z., Rezaeizad, A., & Ghaffari, M. (2022). Combining ability of some sunflower parental lines in both normal and drought stress conditions. Helia. <https://doi.org/10.1515/helia-2022-0008>

Blinkov, A. O., Varlamova, N. V., Kurenina, L. V., & Khaliluev, M. R. (2022). The Production of *Helianthus* **Haploids**: A Review of Its Current Status and Future Prospects. Plants, 11(21), 2919. <https://doi.org/10.3390/plants11212919>

Seiler, G. J. (2022). **Germination and viability of wild sunflower species seeds** stored at room temperature and low humidity for 38 years. *Seed Science and Technology*, 50(3), 307-315. <https://doi.org/10.15258/sst.2022.50.3.01>

PATHOLOGY / CROP PROTECTION

Bahmani, K., Robinson, A., Majumder, S., LaVardera, A., Dowell, J. A., Goolsby, E. W., & Mason, C. M. (2022). Broad diversity in monoterpene-sesquiterpene balance across wild sunflowers: implications of leaf and floral **volatiles for biotic interactions**. *American Journal of Botany*. <https://doi.org/10.1002/ajb2.16093>

Rezaee Danesh, Y., Pellegrini, M., Kariman, K., Boyno, G., Djebaili, R., Farda, B., & Najafi, S. (2022). Genetic Diversity of *Trichoderma harzianum* Isolates in Sunflower Rhizosphere: The Application of the URP Molecular Marker. *Sustainability*, 14(22), 15111. <https://doi.org/10.3390/su142215111>

Sodikov, B., Khakimov, A., Rakhmonov, U., Omonlikov, A., Gulmatov, R., & Utaganov, S. (2022, July). **Soil-borne plant pathogenic fungi** biodiversity of sunflower. In IOP Conference Series: Earth and Environmental Science (Vol. 1068, No. 1, p. 012018). IOP Publishing. <https://doi.org/10.1088/1755-1315/1068/1/012018>

Meiring, Marlese Christine and McLaren, Neal Wynne and Rothmann, Lisa Ann, Screening of Soybean and Sunflower Cultivars for Escape Resistance to *Sclerotinia Sclerotiorum* Under Field Conditions. Available at SSRN: <https://ssrn.com/abstract=4235963> or <http://dx.doi.org/10.2139/ssrn.4235963>

Ćuk, N., Cvejić, S., Mladenov, V., Miladinović, D., Babec, B., Jocić, S., & Dedić, B. (2022). Introducing a cut-stem **inoculation method for fast evaluation** of sunflower resistance to *Macrophoma phaseolina*. *Phytoparasitica*, 50(4), 775-788. <https://fiver.ifvcns.rs/handle/123456789/2971>

Odoi, M., Onufrak, A. J., Kosiewska, J. R., Arnwine, A., Holbert, R., Boggess, S., ... & Trigiano, R. N. (2022). First report of **leaf anthracnose** on the Whorled Sunflower, *Helianthus verticillatus*, caused by *Colletotrichum fioriniae* in the United States. *Plant Disease*, (ja). <https://doi.org/10.1094/PDIS-06-22-1286-PDN>

Poornima, V. V. K., Ghante, V. N., & Umesh, M. R. (2022). Management of **Alternariaster leaf spot** and sunflower necrosis disease by using plant defense inducers. <https://www.thepharmajournal.com/archives/2022/vol11issue7/PartP/11-7-67-506.pdf>

Levitskaya, K. M., Soroka, A. I., & Lyakh, V. A. (2022). Evaluation of **Septoria leaf spot** (*Septoria helianthi*) alone and in combination with other foliar fungal spots on sunflower. *Helia*. <https://doi.org/10.1515/helia-2022-0003>

Elameen, A., de Labrouhe, D. T., Bret-Mestries, E., & Delmotte, F. (2022). Spatial Genetic Structure and Pathogenic Race Composition at the Field Scale in the **Sunflower Downy Mildew** Pathogen, *Plasmopara halstedii*. *Journal of Fungi*, 8(10), 1084. <https://doi.org/10.3390/jof8101084>

Kitner, M., Thines, M., Sedlářová, M., Vaculná, L., Bán, R., Körösi, K., ... & Spring, O. Genetic structure of *Plasmopara halstedii* populations across Europe and South Russia. *Plant Pathology*. <https://doi.org/10.1111/ppa.13666>

Zhu, K., Bao, H., Han, S., Zhao, Y., Wang, M., Zhao, R., ... & Gao, J. ANALYSIS OF KEY DIFFERENTIAL METABOLITES IN SUNFLOWER AFTER **DOWNY MILDEW** INFECTION. <https://www.incda-fundulea.ro/rar/nr40fol/rar40.5.pdf>

Singh, N., Furr, J., & Poudel, B. (2022). First Report of **Powdery Mildew** Caused by *Golovinomyces latisporus* on *Helianthus annuus* in the Arizona. *Plant Disease*, (ja). <https://doi.org/10.1094/PDIS-08-22-1875-PDN>

Javed, A., Shafique, S., Shafique, S., Hussain, A., Rafique, R., & Mubarak, A. ISOLATION AND IDENTIFICATION OF *Aspergillus tubingensis* (Schiber) Mosseray-A NOVEL LEAF SPOT PATHOGEN OF *Helianthus annuus*, L. IN PAKISTAN. [REFERENCE](#)

Pilik, R. I., Tesic, S., Ignatov, A. N., Tarakanov, R. I., Dorofeeva, L. V., Lukianova, A. A., ... & Miroshnikov, K. A. (2022). First Report of *Curtobacterium flaccumfaciens* pv. *flaccumfaciens* Causing **Bacterial Wilt and Blight** on Sunflower in Russia. Plant Disease, (ja). <https://doi.org/10.1094/PDIS-05-22-1203-PDN>

Harveson, R. M., Al Rwahnih, M., Tian, T., Karasev, A., Gulya, T. J., & Bradshaw, J. D. (2022). The Quest to Identify a **New Virus Disease** of Sunflower from Nebraska. Plant Disease, 106(11), 2773-2783. <https://doi.org/10.1094/PDIS-11-21-2402-FE>

Nada, M. S., Gad, A. A., & Soliman, A. M. (2022). Histological Changes in the Adult **Seed Bug, Graptostethus servus** (Hemiptera: Lygaeidae) Treated with the Entomopathogenic Fungus, *Beauveria bassiana* (Ascomycota: Hypocreales). Egyptian Academic Journal of Biological Sciences. A, Entomology, 15(3), 15-25. <https://doi.org/10.21608/eajbsa.2022.251638>

GEORGESCU, E., VASIAN, I., TOADER, M., CANĂ, L., TÖTÖS, Ș. M., & GORGAN, M. NEW DATA CONCERNING THE EVOLUTION OF THE **EUROPEAN SUNFLOWER MOTH** (*Homoeosoma nebulellum* Den. & Schiff.) IN SUNFLOWER CROPS IN THE SOUTH-EAST OF ROMANIA. https://agronomyjournal.usamv.ro/pdf/2022/issue_1/Art48.pdf

Bergonzoli, S., Romano, E., Beni, C., Latterini, F., Lo Scalzo, R., & Scarfone, A. (2022). Nectar Dynamics and **Pollinators Preference** in Sunflower. Insects, 13(8), 717. <https://doi.org/10.3390/insects13080717>

Raghavendra, D. ., Jagadish, K. S. ., & Reddy, K. M. S. . (2022). Ecofriendly **Insecticides**: Impact on Abundance and Foraging Activity of **Bee Pollinators** in Sunflower. Indian Journal of Entomology, 1–5. <https://doi.org/10.55446/IJE.2021.309>

Duca, M., & Bivol, I. (2022). The study of ISSR-markers polymorphism in **broomrape** populations from Bulgaria. In Biotehnologii moderne-soluții pentru provocările lumii contemporane (pp. 26-28). <https://doi.org/10.53040/abap6.2022.08>

Utepbergenov Adilbay Reymbaevich, Satbaeva Rimma Sarsenbaevna, & Joldasbaev Edilbay Marxabaevich. (2022). PROSPECTIVE METHODS OF **USING ENTOMOPHAGES** IN PROTECTING MAIZE AND SUNFLOWER FROM **APHIDS** IN THE CONDITIONS OF KARAKALPAKSTAN . EPRA International Journal of Research and Development (IJRD), 7(10), 122–125. Retrieved from <http://eprajournals.net/index.php/IJRD/article/view/1040>

Ma, X., Li, A., Dong, X., Cai, Y., & Ma, M. The Interspecific Competition of **Xanthium italicum Moretti** Significantly Reduces the Growth of *Helianthus annuus* and the Yield and Quality of Its Seeds. Polish Journal of Environmental Studies. <https://doi.org/10.15244/pjoes/153068>

Navarro-León, E., Borda, E., Marín, C., Sierras, N., Blasco, B., & Ruiz, J. M. (2022). Application of an Enzymatic Hydrolysed L-α-Amino Acid Based Biostimulant to Improve Sunflower **Tolerance to Imazamox**. Plants, 11(20), 2761. <https://doi.org/10.3390/plants11202761>

AGRONOMY

Debaeke, P., Attia, F., Champolivier, L., Dejoux, J. F., Micheneau, A., Al Bitar, A., & Trépos, R. (2023). **Forecasting sunflower grain yield** using remote sensing data and statistical **models**. European Journal of Agronomy, 142, 126677. <https://doi.org/10.1016/j.eja.2022.126677>

Sadeghi, B., Bansouleh, B. F., Bafkar, A., & Ghobadi, M. (2022). Effect of **Planting Date** on Yield and Water Productivity of Sunflower Using **AquaCrop Model**. https://jsw.um.ac.ir/article/view/84154/article_42061_3180c52f3795d097f3fc62d88ce3ad75.pdf

Khalifani, S., Darvishzadeh, R., Azad, N., & Rahmani, R. S. (2022). Prediction of sunflower **grain yield** under normal and **salinity stress** by RBF, MLP and, CNN **models**. Industrial Crops and Products, 189, 115762. <https://doi.org/10.1016/j.indcrop.2022.115762>

Nayel, M. H., Alsayim, H. E. H., Dahab, M. H., & El Mahdi, A. R. A. The effect of **tillage systems and irrigation** water regimes on growth and yield of sunflower. [REFERENCE](#)

Molla, A.; Skoufogianni, E.; Lolas, A.; Skordas, K. The Impact of Different **Cultivation Practices** on Surface **Runoff, Soil and Nutrients' Losses** in a Rotational System of Legume – Cereal and Sunflower. Preprints 2022, 2022110348 . <https://doi.org/10.20944/preprints202211.0348.v1>

Molla, A.; Charvalas, G.; Dereka, M.; Skoufogianni, E. Effect of Different **Tillage Practices** in Sunflower (*Helianthus annuus*) Cultivation in a Crop Rotation System with Intercropping Triticosecale -Pisum sativum. Preprints 2022, 2022110339 . <https://doi.org/10.20944/preprints202211.0339.v1>

Aryafar, S., Sirousmehr, A., Khammari, I., Ghanbari, A., & Seyedabadi, E. (2022). Variation in Seed Yield, Oil Quality, and Seed Elements of Sunflower as Affected by Various **Fertilizers and Tillage** Systems. Communications in Soil Science and Plant Analysis, 1-16. <https://doi.org/10.1080/00103624.2022.2116031>

Manzoor, Z., Aftab, M., Niaz, A., & Riaz, A. (2022). ENHANCING SUNFLOWER PRODUCTIVITY AND NATIVE **PHOSPHORUS** LEVEL THROUGH POLYMER-COATED DIAMMONIUM PHOSPHATE. J. Agric. Res, 60(1), 17-25. https://apply.jar.punjab.gov.pk/upload/1650440785_147_3_JAR_1684.pdf

Abdelaziz, S. M. RESPONSE OF SUNFLOWER TO **BIOFERTILIZATION** AND DIATOMS UNDER SALINE CONDITION. Egyptian Journal of Applied Science Vol37 <https://doi.org/10.21608/ejas.2022.241903>

Barthwal, A., Swaroop, N., Thomas, T., Sharma, V., & Khatana, R. N. S. Role of Nutrient **Interaction** Between **Sulphur and Boron** on Oilseed Crops. [REFERENCE](#)

Coêlho, E. D. S., Souza, A. R. E. D., Lins, H. A., Santos, M. G. D., Freitas Souza, M. D., Tartaglia, F. D. L., ... & Barros Júnior, A. P. (2022). **Efficiency of Nitrogen Use** in Sunflower. Plants, 11(18), 2390. <https://doi.org/10.3390/plants11182390>

Goud, G. M. K., Sudhakar, K. S., Pasha, M. L., & Madhavi, A. Evaluation of the Foliar Application of **Nano Urea** on the Performance of Rabi Sunflower (*Helianthus annuus* L.). <https://doi.org/10.9734/IJECC/2022/v12i1131258>

Jarecki, W. (2022). Effect of Varying Nitrogen and Micronutrient Fertilization on Yield Quantity and Quality of Sunflower (*Helianthus annuus* L.) Achenes. Agronomy, 12(10), 2352. <https://doi.org/10.3390/agronomy12102352>

Cheng, Y., Luo, M., Zhang, T., Yan, S., Wang, C., Kisekka, I., ... & Zhang, T. Organic Substitution Increases Sunflower (*Helianthus Annuus* L.) Yield and Water-Fertilizer Productivity by Improving Soil Properties in an Arid Saline Area. Available at SSRN 4233976. https://papers.ssrn.com/sol3/papers.cfm?abstract_id=4233976

Alzamel, N. M., Taha, E. M., Bakr, A. A., & Loutfy, N. (2022). Effect of **Organic and Inorganic Fertilizers** on Soil Properties, Growth Yield, and Physiochemical Properties of Sunflower Seeds and Oils. Sustainability, 14(19), 12928. <https://doi.org/10.3390/su141912928>

Zeng, F., Li, X., Bai, H., Cui, J., Liu, X., & Zhang, Y. (2022). Experimental Study on Pot Damage and Contact Stress Distribution Characteristics of **Oil Sunflower Plug Seedlings**. Applied Sciences, 12(21), 10889. <https://doi.org/10.3390/app122110889>

Rezaizad, A., Arman, S., Sadatasyan, K., & Mansourifar, S. (2022). Effect of plant density and drought stress on important agronomic characteristics of **confectionery sunflower**. Environmental Stresses in Crop Sciences. <https://dx.doi.org/10.22077/escs.2021.4177.1985>

Mahdi, A. A. (2022). EFFECT OF NANO-CHITOSAN ENCAPSULATED WITH ASCORBIC ACID AND GLUTATHIONE ON SOME BIOMOLECULES OF SUNFLOWER UNDER SALINE STRESS CONDITIONS. Egyptian Journal of Desert Research, 231-264. <https://doi.org/10.21608/ejdr.2022.148138.1111>

Yavuz, D., Yavuz, N. How does **Lateral Spacing** Affect Seed Yield and Net Income in Trickle-irrigated Sunflower Under Different **Irrigation Regimes**?. *Gesunde Pflanzen* (2022). <https://doi.org/10.1007/s10343-022-00715-1>

Langeroodia, A. S., Tedeschi, P., Allevato, E., Stazi, S. R., Aadil, R. M., Mancinelli, R., & Radicetti, E. (2022). Agronomic response of sunflower subjected to **biochar and arbuscular mycorrhizal fungi** application under **drought** conditions. *Italian Journal of Agronomy*, 17(3). <https://doi.org/10.4081/ija.2022.2086>

Ramadan, T., Sayed, S. A., Abd-Elaal, A. K., & Amro, A. M. (2022). Re-translocation of photoassimilates by **Nano-TiO₂ spraying** in favor of osmotic adjustment in **water-stressed sunflower**. <https://doi.org/10.21203/rs.3.rs-2135004/v1>

Liu, X., Ma, S., Fang, Y., Wang, S., & Guo, P. (2023). A novel approach to identify **crop irrigation priority**. *Agricultural Water Management*, 275, 108008. <https://doi.org/10.1016/j.agwat.2022.108008>

Mimić, G., Živaljević, B., Blagojević, D., Pejak, B., & Brdar, S. (2022). Quantifying the Effects of Drought Using the **Crop Moisture Stress** as an **Indicator** of Maize and Sunflower Yield Reduction in Serbia. *Atmosphere*, 13(11), 1880. <https://doi.org/10.3390/atmos13111880>

Saudy, H.S., El-Bially, M.E., Hashem, F.A. et al. The Changes in Yield Response Factor, Water Use Efficiency, and Physiology of Sunflower Owing to **Ascorbic and Citric Acids Application** Under Mild **Deficit Irrigation**. *Gesunde Pflanzen* (2022). <https://doi.org/10.1007/s10343-022-00736-w>

Rodrigues, V. D. S., Sousa, G. G. D., Gomes, S. P., Soares, S. D. C., Silva Junior, F. B. D., Freire, M. H. D. C., ... & Lima, J. M. D. P. (2022). Gas exchange and growth of sunflower subjected to **saline stress** and mineral and organic fertilization. *Revista Brasileira de Engenharia Agrícola e Ambiental*, 26, 840-847. [REFERENCE](#)

Cui, X., Han, W., Zhang, H., Cui, J., Ma, W., Zhang, L., & Li, G. (2022). Estimating **soil salinity** under sunflower cover in the Hetao Irrigation District based on unmanned aerial vehicle **remote sensing**. *Land Degradation & Development*. <https://doi.org/10.1002/ldr.4445>

Stoicea, P., Chiurciu, I. A., Soare, E., Iorga, A. M., Dinu, T. A., Tudor, V. C., ... & David, L. (2022). Impact of **reducing fertilizers and pesticides** on sunflower production in Romania versus EU countries. *Sustainability*, 14(14), 8334. <https://doi.org/10.3390/su14148334>

Kalyvas, G., Biliadis, F., Gasparatos, D., Zafeiriou, I., Eissa, R., Karamountzou, E., & Massas, I. (2022). Enhanced **As, Pb and Zn Uptake** by *Helianthus annuus* from a Heavily Contaminated Mining Soil Amended with EDTA and Olive Mill Wastewater Due to Increased Element Mobilization, as Verified by Sequential Extraction Schemes. *Environments*, 9(5), 61. <https://doi.org/10.3390/environments9050061>

Alfajrin, A. C. A., & Hadiyanto, H. (2022). **Phytoremediation Dynamic Models** of Radionuclides **¹³⁴Cs** and **⁶⁰Co** in Sunflowers Plants (*Helianthus annuus*. L) Using Matlab. *Journal of Bioresources and Environmental Sciences*, 1(2), 42-51. <https://doi.org/10.14710/jbes.2022.14413>

Mousavi, S.M., Motesharezadeh, B., Hosseini, H.M. et al. Efficiency of different models for investigation of the **responses of sunflower plant to Pb contaminations** under SiO₂ nanoparticles (NPs) and *Pseudomonas fluorescens* treatments. *Arab J Geosci* 15, 1256 (2022). <https://doi.org/10.1007/s12517-022-10557-w>

Shah, N., Qadir, M., Irshad, M., Hussain, A., Hamayun, M., Murad, W., ... & Al-Harrasi, A. (2022). Enhancement of **Cadmium Phytoremediation** Potential of *Helianthus annuus* L. with Application of EDTA and IAA. *Metabolites*, 12(11), 1049. <https://doi.org/10.3390/metabo12111049>

Han, S. ., Nam, KH. Comparison of pollution tolerance in sunflowers as a case study to establish risk assessment criteria for transgenic plants for **environmental remediation**. *Plant Biotechnol Rep* 16, 519–528 (2022). <https://doi.org/10.1007/s11816-022-00784-8>

Cerame, A. J. V., Lopez, A. C., Sol, F. R. C., & Yamsuan, M. D. B. (2022). Land suitability evaluation of Philippine sunflower (*Helianthus annuus* L.) for potential conversion to biodiesel. https://animorepository.dlsu.edu.ph/etdb_chemeng/14/

BOGOMAZOV, S., KORYAGIN, Y., KORYAGINA, N., KULIKOVA, E., & KOZARENKO, A. AGRO-ECOLOGICAL ZONING OF SUNFLOWER HYBRIDS IN PENZA REGION, RUSSIA. https://agronomyjournal.usamv.ro/pdf/2022/issue_1/Art31.pdf

NESHEV, N. COMPARISON OF **CROP ROTATION VS. MONOCULTURE**: A SUNFLOWER CASE. https://agronomyjournal.usamv.ro/pdf/2022/issue_1/Art66.pdf

DEHTIAROVA, Z., KUDRIA, S., KUDRIA, N., & KHASIANOV, D. INFLUENCE OF SUNFLOWER SATURATION ON PRODUCTIVITY OF **SHORT-TERM CROP ROTATIONS**. https://agronomyjournal.usamv.ro/pdf/2022/issue_1/Art39.pdf

Dehtiarova Z. The effect of **short-term crop rotation** with different proportions of **sunflower** on cellulolytic activity of the soil. Soil Science Annual. 2022:156097. [REFERENCE](#)

Ortega-Marcos, J., Hevia, V., García-Nieto, A. P., & González, J. A. (2022). Installing Flower Strips to **Promote Pollinators** in Simplified Agricultural Landscapes: Comprehensive Viability Assessment in Sunflower Fields. Land, 11(10), 1720. <https://doi.org/10.3390/land11101720>

Nene, W. A., Manoko, M. L., & Muruke, M. H. (2022). **Pollination potential of African honey bees, *Apis mellifera* (littorea): (Hymenoptera: Apidae)** in sunflower, *Helianthus annuus* production in South-Eastern Tanzania. Journal of Apicultural Research, 1-7. <https://doi.org/10.1080/00218839.2022.2135760>

PHYSIOLOGY

Bartlett, S., & Culley, T. (2022). The Effect of **UV Light Exposure** on Sunflowers. Undergraduate Scholarly Showcase, 4(1). [REFERENCE](#)

Szemruch Cyntia, Murcia Mónica, Gallo Carina, Esquivel Maximiliano, Carracedo Claudia, Urbinatti Ivanna, Magnano Luciana, García Federico, Roberti Hernán, Menafrá Luis, Evaristo Cynthia, Medina Juan, "Comparison of electrical conductivity and radicle emergence tests as **predictors of seed vigor and field emergence** in different sunflower hybrids (*Helianthus annuus* L)," SSRG International Journal of Agriculture & Environmental Science, vol. 8, no. 1, pp. 32-41, 2021. Crossref, <https://doi.org/10.14445/23942568/IJAES-V8I1P106>

Jovičić, D., Ovuka, J., Nikolić, Z., Petrović, G., Marinković, D., Stojanović, M., Tamindžić, G. 2022. Potential of two **hydration treatments** for improvement of sunflower **seed vigor**. Seed Science and Technology, Vol. 50, No. 3, p. 357-366. DOI: <https://doi.org/10.15258/sst.2022.50.3.07>

Mokhtari, N. E. P., Kızılgöç, F., Ahmed, R., & Iqbal, M. A. (2022). Exploring **Zinc and Boron Chemo-Priming Effects** on Low-Vigour Seed Germination and Seedling Establishment of Sunflower (*Helianthus annuus* L.). Turkish Journal of Agriculture-Food Science and Technology, 10(10), 1966-1971. <https://doi.org/10.24925/turjaf.v10i10.1966-1971.5432>

Nemet, F., Perić, K., Zebec, V., Ivezić, V., Jović, J., Miklavčić, D., & Lončarić, Z. **Biofortification** of soybeans and sunflowers with **zinc**. [REFERENCE](#)

Dong, L., Wu, Y., Zhang, J., Deng, X., & Wang, T. (2022). Transcriptome Analysis Revealed Hormone Pathways and bZIP Genes Responsive to Decapitation in Sunflower. Genes, 13(10), 1737. <https://doi.org/10.3390/genes13101737>

Abautret, Y., Coquillat, D., Lequime, M., Zerrad, M., & Amra, C. (2022). Analysis of the multilayer organization of a **sunflower leaf during dehydration** with terahertz time-domain spectroscopy. Optics Express, 30(21), 37971-37979. <https://doi.org/10.1364/OE.463228>

Шакалій, С. М., Юрченко, С. О., Баган, А. В., Шевченко, В. В., & Зароза, А. О. (2022). Peculiarities of growth and development of sunflower depending on biopreparations. Вісник Полтавської державної аграрної академії, (3), 11-17. <https://doi.org/10.31210/visnyk2022.03.01>

Kaur, H., Bhatla, S.C. Melatonin–Nitric Oxide Interaction Modulates Catalase Activity and Hydrogen Peroxide Homeostasis in Sunflower Seedling Cotyledons Accompanying **NaCl Stress**. J Plant Growth Regul (2022). <https://doi.org/10.1007/s00344-022-10817-9>

Kosar, F., Alshallash, K. S., Akram, N. A., Sadiq, M., Ashraf, M., Alkhalifah, D. H. M., ... & Elkelish, A. (2022). Trehalose-Induced Regulations in **Nutrient Status** and Secondary Metabolites of **Drought-Stressed** Sunflower (*Helianthus annuus* L.) Plants. Plants, 11(20), 2780. <https://doi.org/10.3390/plants11202780>

Noel, R., Benoit, M., Wilder, S. L., Waller, S., Schueller, M., & Ferrieri, R. A. (2022). Treatments with Liquid **Smoke** and Certain Chemical Constituents Prevalent in Smoke Reduce Phloem Vascular Sectoriality in the Sunflower with Improvement to Growth. International journal of molecular sciences, 23(20), 12468. <https://doi.org/10.3390/ijms232012468>

PROCESS AND PRODUCTS

Muenkaew, P., Duangkhamjan, J., & Chuan-Udom, S. (2022). Factors affecting **sunflower threshing** performance of a small axial flow threshing unit. Engineering and Applied Science Research, 49(5), 720-730. <https://ph01.tci-thaijo.org/index.php/easr/article/view/249000/169830>

Gvozdenac, S., Krstić, M., Ilić, A., Ovuka, J., Zeremski, T., Radović, B., & Prvulović, D. (2022). Biorational **CO₂ fumigation** of sunflower and common bean: insecticidal potential and effect on seed vitality and quality. In Preceedings, 13th Meeting of the Working Group "Integrated Protection of Stored Products", 3-6 October 2022, Barcelona, Spain (Vol. 159, pp. 347-351). International Organization for Biological and Integrated Control of Noxious Animals and Plants, West Palearctic Regional Section (IOBC-WPRS). <https://fiver.ifvcns.rs/handle/123456789/3145>

Gafurov, K. K., & Safarova, D. N. (2022). Development of Technology for **Oil Extraction** from Local Sunflower Seeds at Moderate Temperature. Global Scientific Review, 8, 33-37. <http://www.scientificreview.com/index.php/gsr/article/view/56/48>

Kostadinovic Velickovska, S., Markova Ruzdik, N., Mihajlov, L., Arsov, E., Mitrev, S., & Donev, I. (2022). Impact of the hybrid on the fatty acid composition and thermal stability of **cold-pressed sunflower oils** produced from 17 newly cultivated **hybrids** from the region of North Macedonia. La rivista italiana delle sostanze grasse. https://eprints.ugd.edu.mk/30114/1/2022_vol.99_2_art4_kostadinovi-RISG.pdf

Kabutey, A., Herák, D., & Mizera, Č. (2022). Determination of Maximum Oil Yield, Quality Indicators and Absorbance Spectra of Hulled Sunflower Seeds **Oil Extraction under Axial Loading**. Foods, 11(18), 2866. <https://doi.org/10.3390/foods11182866>

Tavakoli, A., Sahari, M. A., Barzegar, M., Ahmadi Gavlighi, H., Marzocchi, S., Marziali, S., & Caboni, M. (2022). **Deodorization** of sunflower oil by **high voltage electric field** as a nonthermal method sunflower oil refining by electric field. Journal of Food Science, 87(10), 4363-4378. <https://doi.org/10.1111/1750-3841.16312>

Elaine, E., Fong, E.L., Pui, L.P. et al. The **frying stability** comparison of refined palm oil, canola oil, corn oil, groundnut oil, and sunflower oil during intermittent frying of french fries. Food Measure (2022). <https://doi.org/10.1007/s11694-022-01646-1>

Uzunova, G. STUDY ON THE COMPOSITION AND **OXIDATION STABILITY** OF SUNFLOWER OIL–OLEIC TYPE DURING **HEAT** TREATMENT. https://afst.valahia.ro/wp-content/uploads/2022/10/III.1_Dimitrov.pdf

Verde, C. L., Pepra-Ameyaw, N. B., Drucker, C. T., Okumura, T. L., Lyon, K. A., Muniz, J. C., ... & Owens, C. P. (2022). A highly active esterase from *Lactobacillus helveticus* hydrolyzes chlorogenic acid

in sunflower meal to prevent chlorogenic acid induced **greening** in **sunflower protein isolates**. Food Research International, 162, 111996 <https://doi.org/10.1016/j.foodres.2022.111996>

Jia, W., Sethi, D. S., van der Goot, A. J., & Keppler, J. K. (2022). Covalent and non-covalent **modification of sunflower protein** with chlorogenic acid: Identifying the critical ratios that affect techno-functionality. Food Hydrocolloids, 107800. <https://doi.org/10.1016/j.foodhyd.2022.107800>

Mileti, O., Baldino, N., Lupi, F. R., & Gabriele, D. (2022). Interfacial behavior of vegetable **protein isolates** at sunflower oil/water interface. Colloids and Surfaces B: Biointerfaces, 113035. <https://doi.org/10.1016/j.colsurfb.2022.113035>

Subasi, B.G., Yildirim-Elikoglu, S., Altin, O. et al. Non-thermal Approach for Electromagnetic Field Exposure to Unfold Heat-Resistant **Sunflower Protein**. Food Bioprocess Technol (2022). <https://doi.org/10.1007/s11947-022-02929-7>

Jamal, A. R., & Kareem, A. A. (2022). THE EFFECT OF **ULTRASOUND** ON THE ANTIOXIDANT PROPERTIES, PHENOLIC COMPOUNDS AND SOLUBLE VITAMINS IN SUNFLOWER OIL. Web of Scientist: International Scientific Research Journal, 3(9), 318-328. <https://wos.academiascience.org/index.php/wos/article/view/2414/2292>

Jabri, J., Ammar, H., Abid, K., Beckers, Y., Yaich, H., Malek, A., ... & Kamoun, M. (2022). Effect of Exogenous Fibrolytic Enzymes Supplementation or Functional **Feed Additives** on In Vitro Ruminant Fermentation of Chemically Pre-Treated **Sunflower Heads**. Agriculture, 12(5), 696. <https://doi.org/10.3390/agriculture12050696>

Crosby-Galván, M. M., Torres-Salado, N., Sánchez-Santillán, P., Salinas-Rios, T., Ayala-Monter, M. A., & Herrera-Pérez, J. (2022). Effect of **sunflower oil** (*Helianthus annuus*) in **ruminant fermentation** in vitro and emission of gases. Agro Productividad. <https://doi.org/10.32854/agrop.v15i7.2327>

de Melo A. M. P., Monteiro L. F. da S., Costa R. G., de Lima Junior V., de Medeiros A. N., Queiroga R. de C. R. E., Ribeiro N. L., Domínguez R., Munekata P. E. S., & Lorenzo J. M. (2022). Quality of Santa Inês x Dorper **sheep** meat submitted to different levels of inclusion of sunflower cake. Spanish Journal of Agricultural Research, 20(3), e0608. <https://doi.org/10.5424/sjar/2022203-19173>

Souza, D. H., Gomes, T. R., Nepomuceno, R. C., Alencar, A. V. O., Costa, M. K. D. O., & Freitas, E. R. (2022). Sunflower cake in the diets of lightweight **laying pullets**: Effects on the growth phase and the beginning of production cycle. Ciência e Agrotecnologia, 46. <https://doi.org/10.1590/1413-7054202246004822>

Marami, M., Nobakht, A., Mehmanavaz, Y., Mazlum, F., & Mahdavi, S. (2022). Replacing of soybean meal with sunflower meal with and without multi-enzyme on laying performance and egg quality in Hy-Line **laying hens**. Journal of the Hellenic Veterinary Medical Society, 73(3), 4459-4464. <https://ejournals.epublishing.ekt.gr/index.php/jhvms/article/view/27459>

Karimi Banrivand, Z., Rezaei, M., Kazemi Fard, M., & Tajick Ghanbari, M. A. (2022). Effects of **fermented sunflower seed meal** with *Aspergillus niger* and *Saccharomyces cerevisiae* on performance, nutrient digestibility, immune response, and some blood parameters in **broiler chicks**. Animal Production. https://jap.ut.ac.ir/article_89851.html?lang=en

Marami, M., Nobakht, A., Mehmanavaz, Y., Mazlum, F., & Mahdavi, S. (2022). Replacing soybean meal with sunflower meal in **laying hens** rations and its effects on cecal volatile fatty acids profile and intestinal microbial colonization. Journal of the Hellenic Veterinary Medical Society, 73(3), 4373-4378. <https://ejournals.epublishing.ekt.gr/index.php/jhvms/article/view/27060>

Hernández-Jiménez, M., Martínez-Martín, I., Vivar-Quintana, A. M., & Revilla, I. (2022). Effects of the Replacement of Pork Backfat with **High Oleic Sunflower Oil** on the Quality of the "Chorizo Zamorano" **Dry Fermented Sausage**. Foods, 11(15), 2313. <https://doi.org/10.3390/foods11152313>

Yazdanfar, N., & Khaniki, G. J. (2022). The effect of various flavorings on **PAHs level** in the shell and kernel of **roasted sunflower seeds**. <https://www.researchsquare.com/article/rs-2016902/latest.pdf>

Aziz, M., Ramzan, R., Muhammad, Z., Khalid, N., & Batool, R. (2022). Preparation of **fortified bread** by incorporating blends of *Helianthus annuus* and *Myristica fragrans* flours: Assessment of functional, physicochemical, and organoleptic properties. *Journal of Food Processing and Preservation*, e17210. <https://doi.org/10.1111/jfpp.17210>

Albahlol, F. M., Khalil, M. M., Ghoniem, G. A., & Aboulnaga, E. A. (2022). Evaluation of Pan **Bread** Fortified with Sunflower Seeds Powder. *Journal of Food and Dairy Sciences*, 13(10), 139-147. <https://dx.doi.org/10.21608/jfds.2022.159339.1071>

Ivanova, P., Kalaydzhiev, H., Slavov, A., & Chalova, V. I. (2022). Value-Added **Dietary Fiber Concentrate** Obtained as Waste after Protein Isolation from Ethanol-Treated Sunflower Meal. *International Journal of Food Science*, 2022. <https://doi.org/10.1155/2022/4289059>

Fanesi, D., Nolasco, S., & Rodríguez, M. M. (2022). Valorization of oil industry wastes: **Extraction of phenolic compounds** from different sunflower **hull** fractions (*Helianthus annuus* L.). *TECNOCENCIA Chihuahua*, 16(3), e1023-e1023. <https://doi.org/10.54167/tch.v16i3.1023>

do Nascimento, T. P., Ladeira, K. C., Bezerra, F. D. S., Santos, M. C. B., de Souza, T. S. P., Cameron, L. C., ... & Koblitz, M. G. B. (2022). Metabolomic analysis and ecofriendly enrichment of **sunflower meal extract**. *Journal of the Science of Food and Agriculture*. <https://doi.org/10.1002/jsfa.12210>

Ebrahimian, E., Denayer, J. F., Aghbashlo, M., Tabatabaei, M., & Karimi, K. (2022). **Biomethane and biodiesel** production from sunflower crop: A biorefinery perspective. *Renewable Energy*, 200, 1352-1361. <https://doi.org/10.1016/j.renene.2022.10.069>

Nieder-Heitmann, M., Savadkouhi, S. S., Venderbosch, R., Leijenhorst, E., van der Pol, E., & Vleeming, H. (2022). Technoeconomic Feasibility of a **Sunflower Husk** Fast Pyrolysis Value Chain for the Production of **Advanced Biofuels**. *Energy & Fuels*. <https://doi.org/10.1021/acs.energyfuels.2c01594>

Taechawatchananont, N., Manmai, N., Pakeechai, K. et al. Potentials of **bioethanol** production from **sunflower stalks**: value-adding agricultural waste for commercial use. *Biomass Conv. Bioref.* (2022). <https://doi.org/10.1007/s13399-022-03373-5>

Wang, J., Ma, X., Tabish, M., & Wang, J. (2022). **Sunflower-head extract** as a sustainable and eco-friendly **corrosion inhibitor** for carbon steel in hydrochloric acid and sulfuric acid solutions. *Journal of Molecular Liquids*, 367, 120429. <https://doi.org/10.1016/j.molliq.2022.120429>

Uduma, C. K., Odo, G. I., Okam, C. E., Adekunle, K. F., Ijioma, G. U., & Kenechi, N. O. (2022). **Synthetic Modification of Sunflower Oil**. *Path of Science*, 8(9), 1010-1017. <http://dx.doi.org/10.22178/pos.85-3>

Kairytė, A., Czlonka, S., Šeputytė-Jucikė, J., & Vėjelis, S. (2022). Impact of Sunflower Press Cake and Its Modification with Liquid Glass on Polyurethane Foam Composites: Thermal Stability, Ignitability, and Fire Resistance. *Polymers*, 14(21), 4543. <https://doi.org/10.3390/polym14214543>

Maya Serna, M. D. P. (2022). Synthesis and surface modification of sunflower oil-based non-isocyanate polyurethane **coatings** containing chitosan: Physicochemical and biological characterization. <https://hdl.handle.net/10495/31444>

ECONOMY AND MARKETS

Woertz, E. (2022). The Russian War against Ukraine: Middle East Food Security at Risk. <https://www.ssoar.info/ssoar/handle/document/81596>

MISCELLANEOUS

Akimowicz, M., Del Corso, J. P., Gallai, N., & Képhaliacos, C. (2022). The leader, the keeper, and the follower? A legitimacy perspective on the governance of **varietal innovation systems** for climate changes adaptation. The case of sunflower hybrids in France. *Agricultural Systems*, 203, 103498. <https://doi.org/10.1016/j.agsy.2022.103498>

Rezk, A. I., Nofal, O. A., & Abbas, M. M. (2022). Constraints of Increasing the Productivity of Oil Crops in **Egypt**. International Journal of Chemical and Lifesciences, 11(10), 2450-2457. <https://ijcls.com/index.php/ijcls/article/view/88/pdf>


POPESCU, A. INSECT POLLINATION ECONOMIC VALUE OF AGRICULTURAL OILSEEDS CROPS IN **ROMANIA** IN THE PERIOD 2010-2020. <https://aos.ro/wp-content/anale/AVol10Nr2Art.6.pdf>

Román-Figueroa, C., Cea, M., & Paneque, M. Industrial oilseed crops in **Chile**: current situation and future potential. *Biofuels, Bioproducts and Biorefining*. <https://doi.org/10.1002/bbb.2443>

Coming international and national events

17-21 January 2023, Hyderabad, India: ICVO 2023 International Conference on Vegetable Oils 2023, ICRISAT

<https://www.icrisat.org/event/international-conference-on-vegetable-oils-2023-icvo-2023/>



18-20 January 2023 Paris, France: Journées Chevreul

<https://www.sfel.asso.fr/journee-chevreul-2023/>

Deadlines: Registration 7-1-2023 / Abstracts deposit 10-12-2022 / Chosen selections oral/poster notification 15-12-2022

These anniversary 'Journées Chevreul' will provide an overview of all the research themes on lipids supported by SFEL/AFECG since its creation 80 years ago.



29-30-21 March 2023, Buenos Aires, Argentina: International Sunflower Seed and Oil Conference 2023



30 april-3 May 2023, Denver, USA: AOCS Annual Meeting and Expo
<https://annualmeeting.aocs.org/program-session-topics>




2023 AOCS Annual Meeting & Expo

April 30–May 3, 2023, Colorado Convention Center, Denver, Colorado, USA

3-7 July 2023, Paris, France: 14th Biennial International Society for Seed Science ISSS Conference
<https://iss2023.sciencesconf.org/>



17-20 September 2023, Poznan, Poland: 19th Euro Fed Lipid Congress and Expo
https://veranstaltungen.gdch.de/tms/frontend/index.cfm?l=11215&sp_id=2



ISA NEWSLETTER No.14, December 2022



***We invite everyone who read this newsletter
to share information
with the Sunflower community.***

Let us know the scientific projects, events organized in your country, crops performances or any information of interest for sunflower R&D.

Contact ISA Newsletter: Etienne Pilorgé, ISA Secretary-Treasurer:
e.pilorge@terresinovia.fr

Join ISA

Why should you join ISA?

*You are interested in sunflower research and development,
You wish to share points of view and exchange information with colleagues from all over the world,
You wish to be kept informed of the latest news about sunflower,
You will benefit from premium registration fees to attend our International Sunflower Conferences and Sunflower Symposia.*

To become a member of ISA,

Please go to <https://www.isasunflower.org/register> ,
Or send a message to contact@isasunflower.org